




Garrett Wade

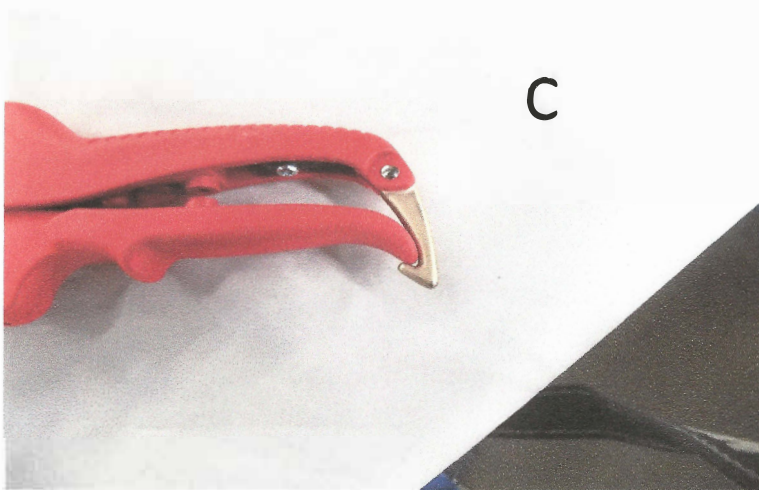

11G12.18 Fruit Picker

Technical memo

T 123



To extend pole, press the lever indicated by arrow in picture A down and slide pole up to the desired length. Make sure the pin in lever A locks into a hole. If not locked into the pole the handle will not open and close the blade.



The handle lock in picture C holds the handle closed for storage.

When using the picker, flip the lock in as in picture D

